

PACKAGING

Art.No	Product	Box
52001	Doxpal Single	30 Pcs
52002	Doxpal Double	30 Pcs
52003	Doxpal Triple	30 Pcs
52004	Doxpal Hip/Spine	20 pcs

PACKAGING

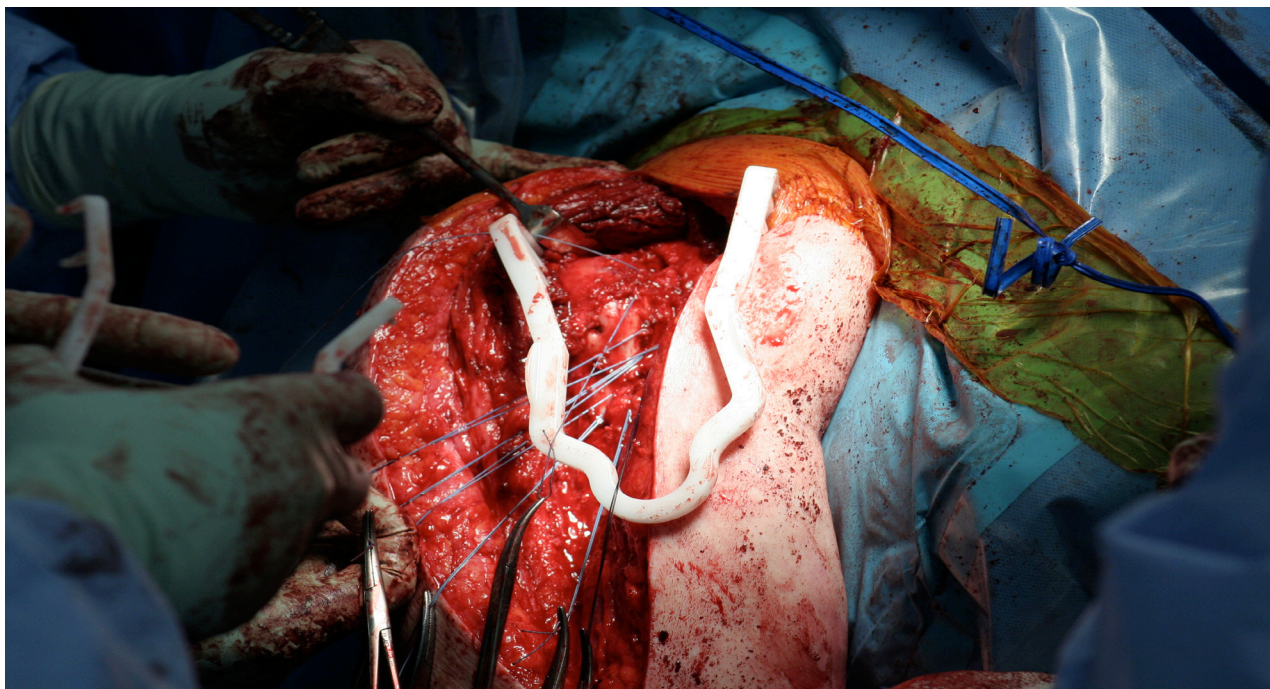
Double packed in peel up bags

Ethylene oxide sterilized.

Sterile validity up to 5 years.

MATERIAL

Acetal Copolymers



Headquarters
Australia

Cosuda LTD

40/2 Conie avenue
Baulkham Hills, Sydney
NSW 2153

phone + 61(0)421 248 819
fax + 61(0)2 8580 4853

mail Jeremy.suggett@cosuda.com
web www.cosuda.com

 Surg.Mate AB, Sweden

PAT.REG. SE0403211-56

PCT/SE2005/002043

CE 0413

Doxpal is a trademark (reg. appl.nr. SE 2006/00630) of Surg.Mate AB
(VAT.nr. SE556684280201), Gjuterigatan 9 , SE-553 18 Jönköping, Sweden



COSUDA

DOXPAL[®]

BY SURG.MATE

**DISPOSABLE, SELF-RETAINING
RETRACTOR**



**SURGICAL ACCESS
MADE EASY**

DISPOSABLE, SELF-RETAINING RETRACTOR

CHARACTERISTICS

- Doxpal is flexible and dynamic
- Doxpal is an easily handled and costeffective tool for successful surgery
- Doxpal is radiolucent
- Doxpal is available in four different sizes
- Doxpal is suitable for a wide range of procedures, both small and large
- Doxpal is functional without any support
- Doxpal is easy to reposition
- Doxpal is for Single Use - No more multi-resistant bacteria
- Doxpal - the only dynamic retractor on the market

What do surgeons think about Doxpal?

Dr. David Dickison, Australia

"It's a simple and easy to use device that should have been around 20 years ago. The Doxpal is just brilliant."

Dr. Jürgen Saliz, Switzerland

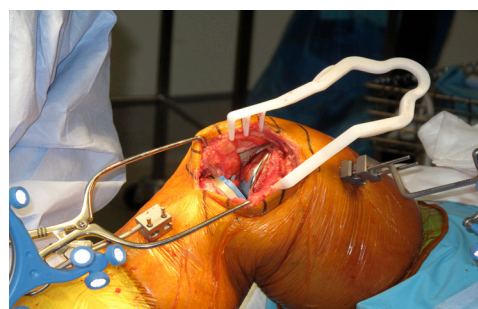
"Since the first time i used Doxpal i have a hard time not using them, they just make my surgeries so much easier."

Dr. Adam Johnsson, England

"They are so easy to use, i don't have to worry about them falling out and Doxpal actually saves me time in surgery"

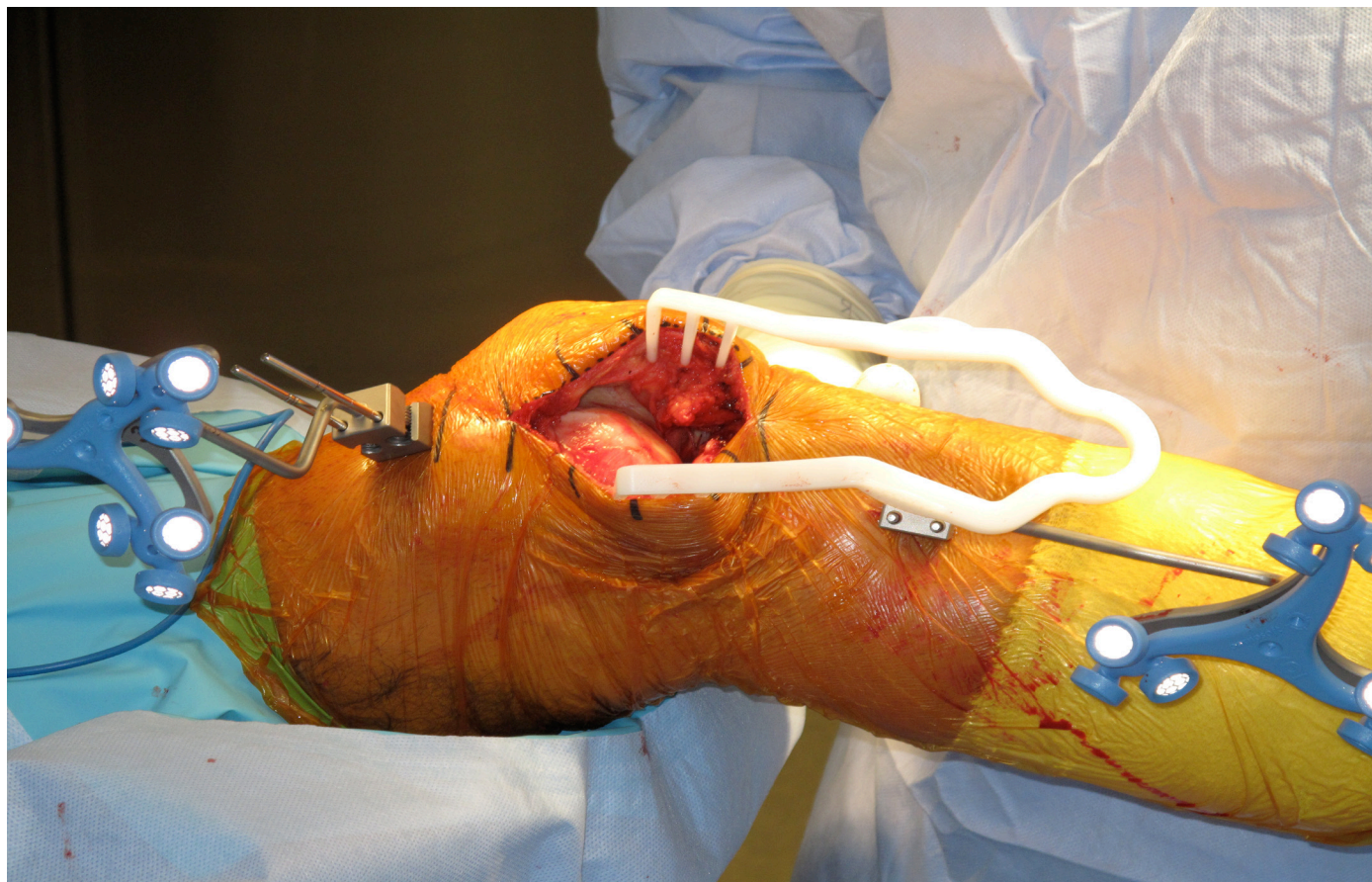
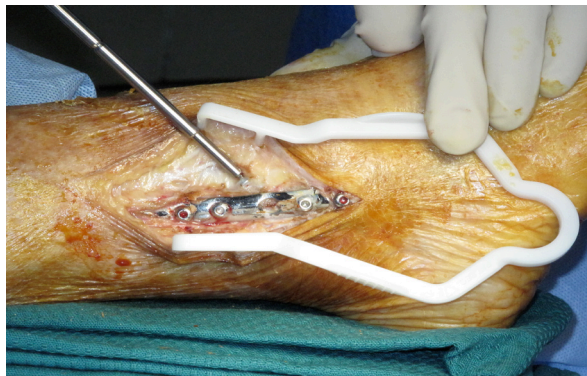
Dr. Olof Risto, Sweden

"The most important thing for me is the safety of my patients, with Doxpal i eliminate the risk of multi-resistant bacteria"




USER INSTRUCTIONS

1. Select the appropriate Doxpal for the procedure in question.
2. Start with skin incision.
3. Squeeze the Doxpal retractor together, using the finger grip.
4. Now insert the Doxpal retractor so that its prongs are beneath the edges of the incision; release the grip carefully, after which the incision will be held open.
5. Following further exposure, the Doxpal retractor can be reset deeper in the surgical incision.
6. When the operation is concluded, squeeze the Doxpal retractor together once again and remove it.
7. Discard the Doxpal retractor along with other disposable materials.
Doxpal retractors can be used in tandem for optimum accessibility.



THE COMPLETE SYSTEM OF DISPOSABLE SELF-RETAINING SURGICAL RETRACTORS.



**DOXPAL
SINGLE**

Doxpal Single gives optimal surgical access in minor operations in all surgical fields.
Dimensions: length 110 mm, depth 14 mm

PROCEDURES DOXPAL SINGLE

ORTHOPEDICS

Fractures

- Open reduction and fixation for
- Clavicle fractures
 - Supracondylar humeral fractures
 - Olecranon fractures
 - Malleolar fractures
 - Metacarpal fractures
 - Metatarsal Fractures

Shoulder

- Resection of lateral clavicle

Elbow

- Extensor tendon release for lateral epicondylitis
- Ulnar nerve decompression or transfer
- Radial head procedures -
excision arthroplasty incl

Forearm

- Tenotomies or transfers

Knee

- Epiphysiodesis
- Tenotomies- and lengthenings
(distal hamstrings)



Foot/ankle

- Distal tibial osteotomies
- Calcaneal osteotomies
- Midfoot osteotomies
- Metatarsal osteotomies
- Resection of Calcaneo-navicular coalition
- Tenotomies- lengthenings or transfers
- Repair of heel cord rupture

Hand

- Wrist arthrodesis
- Thumb-base arthrodesis or arthroplasty
- CMC-1 joint arthrodesis or arthroplasty
- Tenotomies or transfers
- Carpal tunnel decompression

VASCULAR

- Arterio-venous fistula construction
- Surgery for carotid artery stenosis
- Local extirpation of varicose veins
- Vein harvesting for transplant purposes
- Pacemaker implantation



**DOXPAL
DOUBLE**

A little stiffer and deeper. Suitable for midsize operations in orthopaedic surgery, general- and vascular surgery. i.e. wrist and ankle fractures, hernias, vascular anastomoses.

Dimensions: length 125 mm, depth 18 mm

PROCEDURES DOXPAL DOUBLE

ORTHOPEDICS

- Volar approach to wrist fracture/osteotomies
- Lower arm surgery (Fracture of radius and ulna/osteotomies)
- Elbow Surgery (Fracture and osteotomies)
- Tibia condyle surgery (Fracture and Osteotomies)
- Tibial intramedullary nailing
- Distal tibial osteotomies
- Ankle surgery (Fracture and osteotomies)

PEDIATRIC


- Surgery for retentio testis

VASCULAR

- Repair of vascular injuries
- Anastomoses in upper and lower extremity

ENDOCRINE

- Axillar Surgery
- Thyroid Surgery



**DOXPAL
TRIPLE**


Stiff and deep. Suitable for abdominal surgery, shoulder- and lower limb surgery.

Dimensions: length 155 mm, depth 27 mm

PROCEDURES DOXPAL TRIPLE

ORTHOPEDICS

- Knee Arthroplasty (TKA and unicompartamental)
- Lateral Approach to distal femur
- Shoulder Surgery (Proximal humeral fractures, open Bankardt repairs, osteotomies, joint replacements)
- Femoral intramedullary nailing
- Cervical spine fracture surgery



**DOXPAL
HIP/SPINE**

The largest model

Dimensions: length 160 mm, depth 35 mm

PROCEDURES DOXPAL HIP/SPINE

ORTHOPEDICS

- Plate/screw fixation of hip fracture
- Thoraco-lumbar surgery (fracture and scoliosis)
- Hip osteotomies (both children and adult)
- Lateral approach to distal femur
- Ileoinguinal approach for pelvic fracture repair
- Pelvic and periacetabular osteotomy (used in pairs)

FREQUENTLY ASKED QUESTIONS

Why should you use Doxpal instead of other retractors?

Doxpal is a full range of self-retaining single-use wound retractors available in four different sizes that make operations easier for all surgical specialities and also in emergency care (except possibly neurosurgery). It frees up the surgeon to focus on other more important tasks during the operation. It also means that the operation nurse does not have to assist, but can give the surgeon the instruments he/she requires without any disruption.

They are easy to use, reposition and combine due to their self-tension properties, which mean that you do not have to attach and remove any locking devices. The instrument itself is able to regulate the tension against the tissue because of the elastic properties of the plastic, and Doxpal can adjust and adapt the tension after the surgeon has made a dissection in the operation wound.

Why are there four different sizes?

The prongs have been adapted to provide an optimum grip against the tissue. Doxpal single is slightly sharper than the others, as its area of application is shallower and this also helps to avoid slipping and displacement. Doxpal can be used effectively in pairs and in combination with other sizes.

Are there any risks with these retractors?

The risk of any harmful pressure on the tissue is minimal as the instrument self-regulates the tension. However, the retractor should not be applied directly against major nerves, arteries or veins – this is the same for all kinds of wound retractors.

Are The Doxpal easy to use?

They are extremely easy to use and only need a few seconds instruction.

How are they packaged and how long are they sterile from their date of packaging?

Each Doxpal is sterile-packaged in double peel-up bags and ETO-sterilized, remaining sterilized for 5 years.

Can Doxpal be identified using an X-ray if you lose them in the wound?

Doxpal is radiolucent which makes fluoroscopy easier when performing orthopaedic operations. It also avoids/combats the increase in radiation which takes place when metal shows up during fluoroscopy. Doxpal appears as a grey shadow and can therefore be identified.

Why should you use Doxpal instead of the old metal retractors?

Metal retractors have to have all their parts cleaned, washed, repackaged and resterilized before they can be used. This presents a lot of disadvantages: you cannot guarantee that the retractors are completely free of tissue residue, dirt, toxins or contagious resistant viruses or bacteria. The cleaning process is time-consuming which results in a shortage of necessary retractors in the sterile store at certain times (normally in the evenings and at weekends).

Who developed the Doxpal?

Dr. Stefan Lind Orthopaedic Department, County Hospital Ryhov, Jonkoping, Sweden
Dr. Olof Risto Orthopaedic Department, University Hospital, Linkoping, Sweden

Patent and trademark?

Owned by Surg.Mate AB

Conclusion

Doxpal is safe and always available. The cost is comparable with the actual sterilization cost. Doxpal should be disposed with other single-use material and incinerated (= energy) to produce carbon dioxide and water.



NOTES

A series of horizontal dotted lines for writing notes, spanning the width of the page.